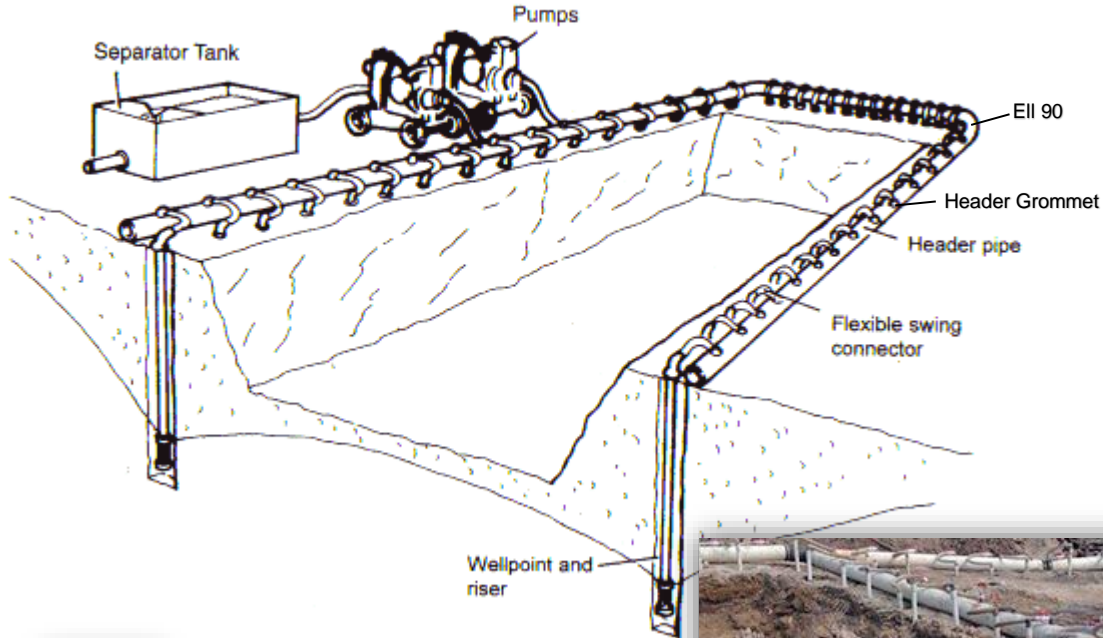


Typical Wellpoint System



Wellpoints – Sch. 40
 PVC wellpoint, bottom 3'
 slotted .015"











Wellpoint includes
 assembled and glued
 screen, inner coupling,
 and cone. Inner tube
 optional.

Tapered Elbow Swing Joint Assy. – tapered ends fit into the rubber grommets,
 expanding the grommets for an airtight fit in the header and wellpoint.



“The finest dewatering pumps and wellpoint equipment since 1923”

Complete Dewatering carries two of the most popular types of wellpoint systems. Our traditional style with 2” wellpoints, rigid plastic saddles, and O-ring sealing swing joint elbows, or the rubber grommet type system, with a contoured header grommet insert and welltop insert designed around the 1 ½” wellpoint.

Picture	Description	Size (diameter)	Part #	Order/Amount
	Header Pipe - Sch. 40 PVC header pipe with our standard configuration of 7 header grommets per 20' section of pipe (approx. 3' spacing of grommets).	6" 8" 10"	101-GR-6 101-GR-8 101-GR-10	
	Wellpoints – Sch. 40 PVC wellpoint, bottom 3' slotted .015" Wellpoint includes assembled and glued screen, inner coupling, and cone. Inner tube optional.	1 ½" x 3'	304A – 1 ½" w/ End Cone 304D – 1 ½" + Drawdown tube	
	Tapered Elbow Swing Joint Assy. – tapered ends fit into the rubber grommets, expanding the grommets for an airtight fit in the header and wellpoint.		307-GR	
	PVC/Steel Header Fittings – fittings are constructed to be the same outer diameter as Sch. 40 PVC pipe. This makes fittings easily sleeveable onto the header pipe using pipe sleeves or pump discharge via dresser bolt couplings. PVC fittings are Sch. 40. Steel fittings are ¼" thinwall for durability and a weight savings over Sch. 40 steel.	6" Cap 6" Tee 6" Ell 22 6" Ell 45 6" Ell 90 8" Cap 8" Tee 8" Ell 22 8" Ell 45 8" Ell 90 10" Cap 10" Tee 10" Ell 22 10" Ell 45 10" Ell 90	110-06-C 110-06-T 110-06-22 110-06-45 110-06-90 110-08-C 110-08-T 110-08-22 110-08-45 110-08-90 110-10-C 110-10-T 110-10-22 110-10-45 110-10-90	
	Pipe Sleeves - our unique rubber header sleeves are heavy weight, durable, and have a tapered inside edge to make them easier to fit on the header pipe.	6" 8" 10"	210-6 210-8 210-10	
	Stainless Steel Quick Disconnect Clamps - make it easy and quick to install around each header sleeve. Raise the tensioning screw, slide the band through, lower the tensioning screw, and tighten with a screwdriver or nut driver.	6" 8" 10"	211-6 211-8 211-10	
	Butterfly Valves - are made of PVC with multi-position adjusting handle. The valves are used to isolate sections of system and seal off the suction from backup pumps when replacing pumps. Sleeveable flanges make it easy to connect to the pumps and header, just like the fittings.	6" 8" 10"	110-06-FLY 110-08-FLY 110-10-FLY	
	Header Grommet Insert – can be used with any Sch. 40 PVC pipe from 4" to 12" diameter		405-HD	
	Welltop Grommet Insert – fits 1 ½" PVC coupling (welltop)		405-WT	
	Grommet Plug - A simple, effective way to plug unused header pipe openings, the grommet plug just pushes into the opening for a quick, leakproof fit. Requires no tools.		401-GR	